


WHITE MATTE  
12"x12"















GREY MATTE  
12"x12"



BLACK MATTE  
12"x12"

## TECHNICAL INFORMATION:

	Material:	Porcelain
	Floor / Wall:	Both
	Shade Variance:	V2
	Breaking Strength:	$S \geq 2000 \text{ N}$
	Thickness:	10 mm
	Rectified Tile:	Yes
	Water Absorption:	$\leq 0,1\%$
	Slip Resistance:	DCOF > 0,40
	Stain Resistance:	RESISTANT
	Frost Resistance:	RESISTANT
	Abrasion Resistance:	$\leq 150 \text{ mm}^3$
	Chemical Resistance:	RESISTANT



## AVAILABLE FOR SPECIAL ORDER:

*Special order products are subject to a minimum 10-12 week order time*

COLOURS	Bone
FINISHES	Matte
SIZES (IN) / SHAPE	36"x36"   24"x48"   24"x24"   12"x24"   12"x12"   2"x2" Mosaic

*Extended Catalogue Available upon request*

## PACKAGING INFORMATION:

SIZE	12x12
U/M	SQUARE FEET
UM / Box	0.74
UM / Pc	12.59
SF / Pallet	495.68
Boxes / Pallet	40