




WHITE MATTE
12"x12"















GREY MATTE
12"x12"



BLACK MATTE
12"x12"

TECHNICAL INFORMATION:

	Material:	Porcelain
	Floor / Wall:	Both
	Shade Variance:	V2
	Breaking Strength:	$S \geq 2000 \text{ N}$
	Thickness:	10 mm
	Rectified Tile:	Yes
	Water Absorption:	$\leq 0,1\%$
	Slip Resistance:	DCOF > 0,40
	Stain Resistance:	RESISTANT
	Frost Resistance:	RESISTANT
	Abrasion Resistance:	$\leq 150 \text{ mm}^3$
	Chemical Resistance:	RESISTANT



AVAILABLE FOR SPECIAL ORDER:

Special order products are subject to a minimum 10-12 week order time

COLOURS	Bone
FINISHES	Matte
SIZES (IN) / SHAPE	36"x36" 24"x48" 24"x24" 12"x24" 12"x12" 2"x2" Mosaic

Extended Catalogue Available upon request

PACKAGING INFORMATION:

SIZE	12x12
U/M	SQUARE FEET
UM / Box	12.59
UM / Pc	0.74
SF / Pallet	495.68
Boxes / Pallet	40