


PURE WHITE LUX
29.5"x59"

PURE WHITE
NATURAL
29.5"x29.5"




CRYSTAL LUX
29.5"x59"



CRYSTAL NATURAL
29.5"x29.5"



ARABESCATO LUX
29.5"x59"



ARABESCATO
NATURAL
29.5"x29.5"




INVISIBLE BLUE LUX
29.5"x59"

INVISIBLE BLUE
NATURAL
29.5"x29.5"




OROBICA GRIGIO
LUX
29.5"x59"



OROBICA GRIGIO
NATURAL
29.5"x29.5"















BRECCIA NERA
LUX
29.5"x59"



BRECCIA NERA
NATURAL
29.5"x29.5"

TECHNICAL INFORMATION:

	Material:	Porcelain
	Floor / Wall:	Both
	Shade Variance:	V2
	Breaking Strength:	> 1300 N
	Thickness:	9 mm
	Rectified Tile:	Yes
	Water Absorption:	≤ 0,5%
	Slip Resistance:	≥ 0,42 (Natural)
	Stain Resistance:	RESISTANT
	Frost Resistance:	RESISTANT
	Abrasion Resistance:	≤ 175 mm ³
	Chemical Resistance:	RESISTANT



AVAILABLE FOR SPECIAL ORDER:

Special order products are subject to a minimum 10-12 week order time

COLOURS	
FINISHES	Lux Natural
SIZES (IN) / SHAPE	48"x106" 6mm 48"x48" 24"x48" 24"x24" 12"x24"

Extended Catalogue Available upon request

PACKAGING INFORMATION:

SIZE	29.5"x29.5"	29.5"x59"
U/M	SQUARE FEET	SQUARE FEET
UM / Box	12.1	24.2
UM / Pc	6.05	12.1
SF / Pallet	508	363
Boxes / Pallet	42	15