




TUNDRA MATTE  
1.5"x4.6"



KALE MATTE  
1.5"x4.6"



CELADON MATTE  
1.5"x4.6"



CLOUD MATTE  
1.5"x4.6"




CIDER MATTE  
1.5"x4.6"



CHESTNUT MATTE  
1.5"x4.6"




TUNDRA MATTE  
4.6"x4.6"



KALE MATTE  
4.6"x4.6"



CELADON MATTE  
4.6"x4.6"




CLOUD MATTE  
4.6"x4.6"



CIDER MATTE  
4.6"x4.6"



CHESTNUT MATTE  
4.6"x4.6"



STORM MATTE  
4.6"x4.6"



STORM MATTE  
1.5"x4.6"
















STEEL BLUE MATTE  
1.5"x4.6"



SCUBA MATTE  
1.5"x4.6"

## TECHNICAL INFORMATION:

	Material:	Porcelain
	Floor / Wall:	Both
	Shade Variance:	V1
	Breaking Strength:	35 N/mm <sup>2</sup>
	Thickness:	8.5 mm
	Rectified Tile:	No
	Water Absorption:	≤ 0,5 %
	Slip Resistance:	DCOF >0,42   R10 (Matte)
	Stain Resistance:	RESISTANT
	Frost Resistance:	RESISTANT
	Abrasion Resistance:	PEI 2-5
	Chemical Resistance:	RESISTANT



## AVAILABLE FOR SPECIAL ORDER:

*Special order products are subject to a minimum 10-12 week order time*

COLOURS	
FINISHES	All Colors Available in Glossy
SIZES (IN) / SHAPE	

## PACKAGING INFORMATION:

SIZE	1.5"x4.6"	4.6"x4.6"
U/M	Square Feet	Square Feet
UM / Box	6.45	6.45
UM / Pc	0.080	0.080
SF / Pallet	722	722
Boxes / Pallet	112	112