





BEIGE MATTE
12\"/>



GREY MATTE
12\"/>



DARK GREY MATTE
12\"/>



BEIGE MATTE
24\"/>















GREY MATTE
24\"/>



DARK GREY MATTE
24\"/>

TECHNICAL INFORMATION:

	Material:	Porcelain
	Floor / Wall:	Both
	Shade Variance:	V2
	Breaking Strength:	≥ 1500 N
	Thickness:	9 mm
	Rectified Tile:	No
	Water Absorption:	< 0.5%
	Slip Resistance:	R9
	Stain Resistance:	RESISTANT
	Frost Resistance:	RESISTANT
	Abrasion Resistance:	PEI 5
	Chemical Resistance:	RESISTANT



AVAILABLE FOR SPECIAL ORDER:

Special order products are subject to a minimum 10-12 week order time

COLOURS	
FINISHES	
SIZES (IN) / SHAPE	

Extended Catalogue Available upon request

PACKAGING INFORMATION:

SIZE	12x24	24x24
U/M	SQUARE FEET	SQUARE FEET
UM / Box	11.62	31
UM / Pc	1.94	15.50
SF / Pallet	836	558
Boxes / Pallet	71	18