

BRECCIA CAPRAIA MATTE
24"x48"













VAN GOGH WHITE MATTE
24"x48"

INVISIBLE GREY MATTE
24"x48"

BLENDED MATTE
48"x48"

*BLENDED Decor Has 6 Faces

TECHNICAL INFORMATION:

	Material:	Porcelain
	Floor / Wall:	Both
	Shade Variance:	V4
	Breaking Strength:	> 1300 N
	Thickness:	8.5 mm
	Rectified Tile:	Yes
	Water Absorption:	0.1%
	Slip Resistance:	DCOF > 0,42
	Stain Resistance:	RESISTANT
	Frost Resistance:	RESISTANT
	Abrasion Resistance:	135 mm ³
	Chemical Resistance:	RESISTANT



AVAILABLE FOR SPECIAL ORDER:

Special order products are subject to a minimum 10-12 week order time

COLOURS	Onice Verde Sail Moving
FINISHES	Matte
SIZES (IN) / SHAPE	48"x102" 48"x48" 24"x48" 24"x24" Specialty Mosaics

Extended Catalogue Available upon request

PACKAGING INFORMATION:

SIZE	24x48	48x48
U/M	SQUARE FEET	SQUARE FEET
UM / Box	15.50	15.50
UM / Pc	7.75	15.50
SF / Pallet	496	589
Boxes / Pallet	32	38