














ROBLE WALL  
12"x40"

## TECHNICAL INFORMATION:

	Material:	Porcelain
	Floor / Wall:	Wall
	Shade Variance:	V2
	Breaking Strength:	> 600 N
	Thickness:	10 mm
	Rectified Tile:	Yes
	Water Absorption:	Ev > 10%
	Slip Resistance:	N/A
	Stain Resistance:	RESISTANT
	Frost Resistance:	RESISTANT
	Abrasion Resistance:	PND
	Chemical Resistance:	RESISTANT



## AVAILABLE FOR SPECIAL ORDER:

*Special order products are subject to a minimum 10-12 week order time*

COLOURS	
FINISHES	
SIZES (IN) / SHAPE	

*Extended Catalogue Available upon request*

## PACKAGING INFORMATION:

SIZE	12x40
U/M	SQUARE FEET
UM / Box	13.5
UM / Pc	3.39
SF / Pallet	650
Boxes / Pallet	48