













AVAILABLE FOR SPECIAL ORDER:

Special order products are subject to a minimum 6-8 week order time

COLOUR	FINISH	SIZES (IN) / SHAPE
Amani Grey	Lux Soft Nat	64"x128" 48"x48"
Antique White	Lux Soft Nat	64"x128" 48"x112" 48"x48" 24"x48"
Noir Laurent	Lux Soft Nat	64"x128" 48"x112" 48"x48" 24"x48"
Invisible Select	Lux Soft Nat	64"x128" 48"x112" 48"x48" 24"x48"
Classic Marquina	Lux Soft Nat	64"x128" 48"x112" 48"x48" 24"x48"
Statuario Superior	Lux Soft Nat	64"x128" 48"x112" 48"x48" 24"x48"
Onyx Premium	Lux Soft Nat	64"x128" 48"x112" 48"x48" 24"x48"
Calacatta Extra	Lux Soft Nat	64"x128" 48"x112" 48"x48" 24"x48" 32"x32"
Pure Statuario	Lux Soft Nat	64"x128" 48"x112" 48"x48" 24"x48" 32"x32"

TECHNICAL INFORMATION:

 Material:	Porcelain	 Water Absorption:	≤ 0,5%
 Floor / Wall:	Both	 Slip Resistance:	DCOF >0.42
 Shade Variance:	V2	 Stain Resistance:	Resistance
 Breaking Strength:	≥ 1300 N	 Frost Resistance:	Resistance
 Thickness:	6mm-9mm	 Abrasion Resistance:	< 175 mm ³
 Rectified Tile:	Yes	 Chemical Resistance:	Resistance

PACKAGING INFORMATION:

SIZE	24x48	48x112
U/M	Square Feet	Square Feet
UM / Box	15.5	36.17
UM / Pc	7.75	36.17
SF / Pallet	465	
Boxes / Pallet	30	