













AVAILABLE FOR SPECIAL ORDER:

Special order products are subject to a minimum 6-8 week order time

COLOUR	FINISH	SIZES (IN) / SHAPE
Ivory	Natural Satin	48"x48" (Nat. Only) 12"x24" 24"x24" 24"x48" 2"x2" Mosaic (Nat. Only)
Sand	Natural Satin	48"x48" (Nat. Only) 12"x24" 24"x24" 24"x48" 2"x2" Mosaic (Nat. Only)
Grey	Natural Satin	48"x48" (Nat. Only) 12"x24" 24"x24" 24"x48" 2"x2" Mosaic (Nat. Only)
Brown	Natural Satin	48"x48" (Nat. Only) 12"x24" 24"x24" 24"x48" 2"x2" Mosaic (Nat. Only)
Black	Natural Satin	48"x48" (Nat. Only) 12"x24" 24"x24" 24"x48" 2"x2" Mosaic (Nat. Only)

TECHNICAL INFORMATION:

 Material:	Porcelain	 Water Absorption:	≤ 0,1%
 Floor / Wall:	Both	 Slip Resistance:	DCOF >0.42
 Shade Variance:	V3	 Stain Resistance:	Resistance
 Breaking Strength:	≥ 1300 N	 Frost Resistance:	Resistance
 Thickness:	9.5mm	 Abrasion Resistance:	Class 3 -5
 Rectified Tile:	Yes	 Chemical Resistance:	Resistance

PACKAGING INFORMATION:

SIZE	24x24	24x48
U/M	Square Feet	Square Feet
UM / Box	11.62	15.5
UM / Pc	3.87	7.75
SF / Pallet	464	558
Boxes / Pallet	40	36