













AVAILABLE FOR SPECIAL ORDER:

Special order products are subject to a minimum 6-8 week order time

COLOUR	FINISH	SIZES (IN) / SHAPE
White	Matt	48"x48"   32"x32"   12"x24"

TECHNICAL INFORMATION:

 Material:	Porcelain	 Water Absorption:	≤ 0,5 %
 Floor / Wall:	Both	 Slip Resistance:	N/A
 Shade Variance:	V2	 Stain Resistance:	Resistance
 Breaking Strength:	35 – 45 N/mm2	 Frost Resistance:	Resistance
 Thickness:	9.5mm	 Abrasion Resistance:	N/A
 Rectified Tile:	Yes	 Chemical Resistance:	Resistance

PACKAGING INFORMATION:

SIZE	24x24	24x48
U/M	Square Feet	Square Feet
UM / Box	15.5	15.5
UM / Pc	3.87	7.75
SF / Pallet	449.5	496
Boxes / Pallet	29	32