












Collection: **Crux**

Technical Specifications

	Material	Porcelain
	Floor / Wall	Both
	Shade Variance	
	Abrasion Resistance	MOHS 7 / PEI IV
	Slip Resistance	≥ 0.50
	Stain Resistance	
	Chemical Resistance	Resistant
	Frost Resistance	Resistant
	Water Absorption	$\leq 0.5\%$
	Breaking Strength	≥ 350
	Thickness	13x13 – 7.8mm 12x24 – 9mm