

Ordering your Schluter®-KERDI-DRAIN

Schluter®-KERDI-DRAIN flanges and grates are sold separately.

1 Select the flange appropriate for your application

2 Select your grate

Note: When using a flange with a 3" outlet, a 6" grate is recommended. When using the flange with 5-1/4" adaptor ring, the 4" tileable grate and 6" round and square grates are not suitable. Refer to the table below to verify the compatibility of your selected flange/grate combination.

Schluter®-KERDI-DRAIN - Suitable Flange and Grate Combinations													
Grates Flanges	Grate - 4" (100 mm)										Grate - 6" (150 mm)		
	Stainless steel				Anodized aluminum			STYLE - Brushed stainless steel			Stainless steel		
	Stainless steel E	Chrome EP	Bronze EOB	Tileable ECS	Copper AKGB	Brass AMGB	Nickel ATGB	Pure	Curve	Floral	Square 6E	Round 6RE	Cover 6CE
2" PVC	✓	✓	✓	✓	✓	✓	✓	✓	✓	✓	✓	✓	✓
2" ABS	✓	✓	✓	✓	✓	✓	✓	✓	✓	✓	✓	✓	✓
2" PVC Horizontal	✓	✓	✓	✓	✓	✓	✓	✓	✓	✓	✓	✓	✓
2" ABS Horizontal	✓	✓	✓	✓	✓	✓	✓	✓	✓	✓	✓	✓	✓
2" Stainless steel	✓	✓	✓	✓	✓	✓	✓	✓	✓	✓	✓	✓	✓
2" Stainless steel Threaded	✓	✓	✓	✓	✓	✓	✓	✓	✓	✓	✓	✓	✓
3" PVC											✓	✓	✓
3" ABS											✓	✓	✓
3" Stainless steel											✓	✓	✓
5-1/4" Adaptor	✓	✓	✓		✓	✓	✓	✓	✓	✓			
7-1/2" Adaptor	✓	✓	✓	✓	✓	✓	✓	✓	✓	✓	✓	✓	✓

Schluter®-KERDI-DRAIN - Listings and Certifications													
Grates Flanges	Grate - 4" (100 mm)										Grate - 6" (150 mm)		
	Stainless steel				Anodized aluminum			STYLE Brushed stainless steel			Stainless steel		
	Stainless steel E	Chrome EP	Bronze EOB	Tileable ECS	Copper AKGB	Brass AMGB	Nickel ATGB	Pure	Curve	Floral	Square 6E	Round 6RE	Cover 6CE
2" PVC	1	1	-	1	1	1	1	1	1	1	1	1	2
2" ABS	1	1	-	1	1	1	1	1	1	1	1	1	2
2" PVC Horizontal	3	3	-	3	3	3	3	3	3	3	3	3	3
2" ABS Horizontal	3	3	-	3	3	3	3	3	3	3	3	3	3
2" Stainless steel	1	1	-	1	1	1	1	1	1	1	1	1	2
2" Stainless steel Threaded	1	1	-	1	1	1	1	1	1	1	1	1	2
3" PVC	-	-	-	-	-	-	-	-	-	-	1	1	2
3" ABS	-	-	-	-	-	-	-	-	-	-	1	1	2
3" Stainless steel	-	-	-	-	-	-	-	-	-	-	1	1	2
5-1/4" Adaptor	-	-	-	-	-	-	-	-	-	-	-	-	-
7-1/2" Adaptor	-	-	-	-	-	-	-	-	-	-	-	-	-

Various configurations of KERDI-DRAIN are listed by ICC-ES (Report No. PMG-1204), UPC® and CSA as shown in the table above.

1 - Listed by ICC-ES (Report No. PMG-1204), UPC® and CSA.


2 - Listed by CSA

3 - CSA, UPC, and ICC-ES listings in progress, please check www.schluter.ca for the most up-to-date information.

For copies of these documents, please contact Schluter®-Systems at 800-667-8746 or by email at info@schluter.com. Links to the documents can also be accessed at www.schluter.com.

Product Item Numbers

8.2 Schluter®-KERDI-DRAIN







4" Grate Options			
Tileable Covering Support	Anodized Aluminum		Stainless Steel
<p>(ECS) Patent pending</p>	<p>Brushed nickel (ATGB)</p>	<p>Brushed copper (AKGB)</p>	<p>Brushed brass (AMGB)</p>
			<p>Pure</p>
			<p>Curve</p>
			<p>Floral</p>
			<p>Oil-rubbed bronze (EOB)</p>
			<p>Stainless steel (E)</p>
			<p>Chrome (EP)</p>
6" Grate Options			
Stainless Steel		Stainless Steel Cover for Cleanout Applications	
<p>(6E)</p>	<p>(6RE)</p>	<p>(6CE)</p>	<p>(6RCE)</p>

Flange Options			
ABS - 2" or 3" Outlet	PVC - 2" or 3" Outlet	Stainless Steel - 2" or 3" No-hub Outlet	Stainless Steel - 2" Threaded Outlet

Note: Product listings and certifications can be referenced on page 32.

Schluter®-KERDI-DRAIN

ABS or PVC FLANGE — 2" or 3" OUTLET

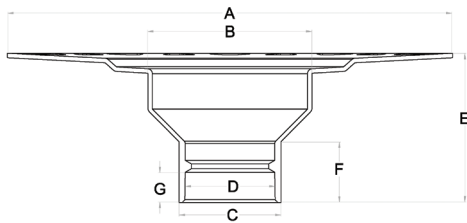
2" (50 mm) drain outlet		3" (75 mm) drain outlet	
Material	Item No.	Material	Item No.
 ABS	KD2 FLK ABS	 ABS	KD3 FLK ABS
 PVC	KD2 FLK PVC	 PVC	KD3 FLK PVC

Additional components included

 4x Inside corners	 2x Outside corners	 1x Pipe seal (3/4" - 20 mm)	 1x Mixing valve seal (4-1/2" - 114 mm)
--	--	--	---

Flange measurements

ABS or PVC



	2" (50 mm) drain outlet		3" (75 mm) drain outlet	
	A	B	C	D
	11-13/16" - 300 mm	11-13/16" - 300 mm	11-13/16" - 300 mm	11-13/16" - 300 mm
	4-17/32" - 115.2 mm	4-17/32" - 115.2 mm	4-17/32" - 115.2 mm	4-17/32" - 115.2 mm
	2-45/64" - 68.6 mm	3-15/16" - 100 mm	2-45/64" - 68.6 mm	3-15/16" - 100 mm
	2-3/8" - 60.5 mm	3-1/2" - 88.8 mm	2-3/8" - 60.5 mm	3-1/2" - 88.8 mm
	3-15/16" - 100 mm	3-15/16" - 100 mm	3-15/16" - 100 mm	3-15/16" - 100 mm
	1-39/64" - 40.6 mm	2" - 50.8 mm	1-39/64" - 40.6 mm	2" - 50.8 mm
	7/8" - 22.5 mm	1-1/2" - 38.1 mm	7/8" - 22.5 mm	1-1/2" - 38.1 mm




When using a flange with 3" outlet, a 6" grate is recommended.

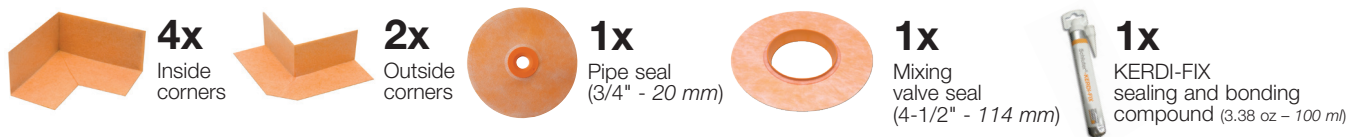
Schluter®-KERDI-DRAIN

STAINLESS STEEL FLANGE – 2" or 3" OUTLET

2" (50 mm) drain outlet	
Material	Item No.
 No-hub	KD2 FLK E
 Threaded	KD2 FLK ETH

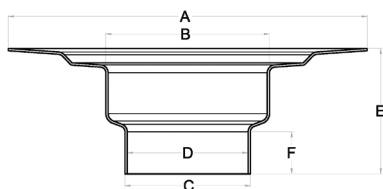
3" (75 mm) drain outlet	
Material	Item No.
 No-hub	KD3 FLK E

Additional components included



Flange measurements

Stainless steel





	2" (50 mm) no-hub outlet	3" (75 mm) no-hub outlet
A	9-27/32" - 250 mm	9-27/32" - 250 mm
B	4-1/2" - 115.4 mm	4-1/2" - 114 mm
C	2-13/32" - 61.3 mm	3-7/16" - 87.4 mm
D	2-13/32" - 60.6 mm	3-5/16" - 84.2 mm
E	3-11/32" - 85 mm	3-7/16" - 87.4 mm
F	53/64" - 21 mm	1-5/32" - 29.4 mm



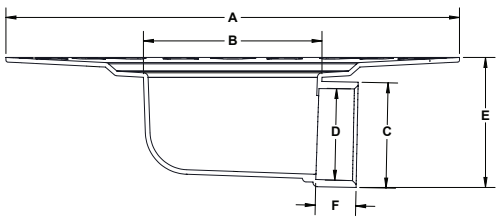
When using a flange with 3" outlet, a 6" grate is recommended.

Schluter®-KERDI-DRAIN-H

ABS or PVC FLANGE — 2" OUTLET HORIZONTAL

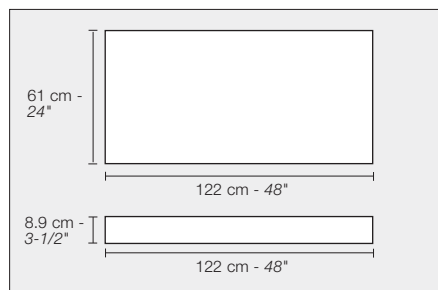
2" (50 mm) drain outlet	
Material	Item No.
 ABS	KDH2 FLK ABS
 PVC	KDH2 FLK PVC

Additional components included			
 4x Inside corners	 2x Outside corners	 1x Pipe seal (3/4" - 20 mm)	 1x Mixing valve seal (4-1/2" - 114 mm)

Flange measurements		
ABS or PVC		
	2" (50 mm) horizontal drain outlet	
	A	11-13/16" - 300 mm
	B	4-21/32" - 118.3 mm
	C	2-47/64" - 69.5 mm
	D	2-3/8" - 60.5 mm
	E	3-3/8" - 85.7 mm
	F	1-1/16" - 27 mm

Schluter®-KERDI-SHOWER-CB

Schluter®-KERDI-SHOWER-CB is a height compensation board made of lightweight expanded polystyrene used to accommodate the drain body and waste pipe height, when installing the Schluter®-KERDI-DRAIN-H in conjunction with the Schluter®-KERDI-SHOWER -T/TS/TT shower trays. The compensation board can easily be cut to size to fit around the drain and waste pipe, and multiple boards can be used to fit the size and shape of the shower.



Schluter®-KERDI-SHOWER-CB	
Compensation board	
Item No.	Dimensions
KSCB 90 610 1220	122 cm x 61 cm x 8.9 cm (48" x 24" x 3-1/2")

Schluter®-KERDI-DRAIN-A

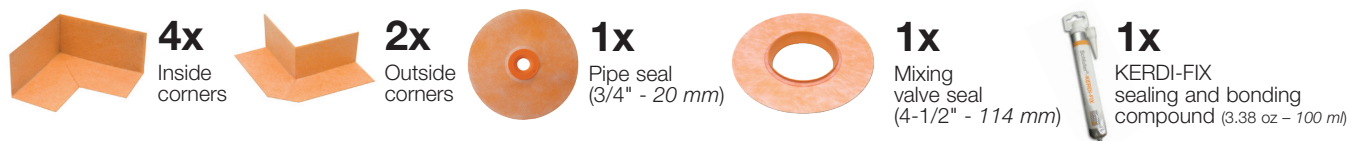
ADAPTOR KIT — 5-1/4" or 7-1/2" ADAPTOR RING

Schluter®-KERDI-DRAIN ADAPTOR KITS are used to convert traditional clamping ring drains to integrated bonding flange drains when removal of the clamping ring drain is not practical. A stainless steel adaptor ring with an overmolded rubber gasket replaces the clamping ring and is sealed to the existing drain body using Schluter®-KERDI-FIX. The bonding flange then slides into the adaptor ring and seals against the rubber gasket. Adaptor kits are suitable for both mortar bed and Schluter®-KERDI-SHOWER-T/-TS/-TT shower tray applications.

5-1/4" (133.4 mm) adaptor ring	
Flange and ring	Item No.
<p>5-1/4"</p> <p>Also included: Height adjustment collar for KERDI-DRAIN grate</p>	KDA5 FLK ABS

7-1/2" (191 mm) adaptor ring	
Flange and ring	Item No.
<p>7-1/2"</p> <p>Also included: Lateral adjustment ring for KERDI-DRAIN grate</p>	KDA7 FLK ABS

Additional components included



Flange and adaptor ring measurements	
ABS	
	5-1/4"
A	11-13/16" - 300 mm
B	2-13/32" - 60.7 mm
C	2-23/32" - 69.3 mm
D	5-1/4" - 133.4 mm
E	2-29/32" - 74 mm
F	1-1/64" - 25.9 mm
G	2-1/16" - 52.6 mm

Flange and adaptor ring measurements	
ABS	
	7-1/2"
A	11-13/16" - 300 mm
B	4-13/32" - 111.8 mm
C	4-11/16" - 118.9 mm
D	7-1/2" - 191 mm
E	5-7/64" - 130 mm
F	3-1/16" - 77.8 mm
G	3-41/64" - 92.4 mm



The tileable grate and the 6" round/square grates are **NOT** compatible with the 5-1/4" ring flange.

Schluter®-KERDI-DRAIN

GRATES FOR USE WITH FLANGES WITH 2" OUTLET

4" (100 mm) Grate

NEW! Schluter®-KERDI-DRAIN-STYLE


Curve



Brushed stainless steel
Item No.
KDIF4 GRK EBD6

U.S. Patent No. D831,171

Floral



Brushed stainless steel
Item No.
KDIF4 GRK EBD5

U.S. Patent No. D831,172

Pure



Brushed stainless steel
Item No.
KDIF4 GRK EBD8

U.S. Patent No. D831,795

Stainless steel



Stainless steel
Item No.
KD4 GRK E



Chrome
Item No.
KD4 GRK EP



Oil-rubbed bronze
Item No.
KD4 GRK EOB

Anodized aluminum



Brushed nickel anodized aluminum
Item No.
KD4 GRK ATGB



Brushed copper anodized aluminum
Item No.
KD4 GRK AKGB



Brushed brass anodized aluminum
Item No.
KD4 GRK AMGB

Contents



1x
Grate and frame



1x
Height adjustment collar



1x
Lateral adjustment ring




Schluter®-KERDI-DRAIN

GRATES FOR USE WITH FLANGES WITH 2" OUTLET




4" (100 mm) Grate

Tileable grate



Tileable grate
Item No.
KD4 GRK ECS

Patent pending

Contents					
	1x Tileable covering support		1x Spacer		1x Lateral adjustment ring

GRATES FOR USE WITH FLANGES WITH 2" or 3" OUTLET

6" (150 mm) Grate



Stainless steel



Stainless steel - 6" square
Item No.
KD6 GRK E











Stainless steel - 6" round
Item No.
KD6 GRK RE

Contents			
	1x Grate and frame with integrated height adjustment collar		1x Lateral adjustment ring

Schluter®-KERDI-DRAIN










DRAIN KITS — ABS or PVC FLANGE - 2" OUTLET - STAINLESS STEEL GRATE

Schluter®-KERDI-DRAIN		
	ABS - 2" (50 mm)	PVC - 2" (50 mm)
4" (100 mm) square grate		
Stainless steel	KD2/ABS/E	KD2/PVC/E

Contents							
	1x Flange		1x Grate and frame		1x Height adjustment collar		1x Lateral adjustment ring
	4x Inside corners		2x Outside corners		1x Pipe seal (3/4" - 20 mm)		1x Mixing valve seal (4-1/2" - 114 mm)



ADAPTOR KIT — 5-1/4" ADAPTOR RING - 4" STAINLESS STEEL GRATE



5-1/4" (133.4 mm) adaptor ring	
	ABS
4" (100 mm) square grate	
Stainless steel	KDAR/ABS/E

Contents							
	1x Flange		1x Grate and frame		1x Height adjustment collar		1x Adaptor ring
	4x Inside corners		2x Outside corners		1x Pipe seal (3/4" - 20 mm)		1x Mixing valve seal (4-1/2" - 114 mm)
	1x KERDI-FIX sealing and bonding compound (3.38 oz - 100 ml)						



Schluter®-KERDI-DRAIN

ABS or PVC FLANGE — 2" or 3" OUTLET - WITHOUT SEALS AND CORNERS



2" (50 mm) drain outlet	
Material	Item No.
 ABS	KD2/ABS/FL
 PVC	KD2/PVC/FL


3" (75 mm) drain outlet	
Material	Item No.
 ABS	KD3/ABS/FL
 PVC	KD3/PVC/FL

ABS or PVC HORIZONTAL FLANGE — 2" OUTLET - WITHOUT SEALS AND CORNERS

2" (50 mm) drain outlet		
Material	Item No.	\$ / Unit
 ABS	KDH2/ABS/FL	26.45
 PVC	KDH2/PVC/FL	26.45


STAINLESS STEEL FLANGE — 2" or 3" OUTLET - WITHOUT SEALS AND CORNERS

2" (50 mm) drain outlet	
Material	Item No.
 No-hub	KD2/E/FL
 Threaded	KD2/ETH/FL

3" (75 mm) drain outlet	
Material	Item No.
 No-hub	KD3/E/FL

Also included with stainless steel flanges

1x
KERDI-FIX
sealing and bonding compound (3.38 oz – 100 ml)









i

When using a flange with 3" outlet, a 6" grate is recommended.

Schluter®-KERDI-DRAIN


10 PACKS — ABS OR PVC FLANGE - 2" OUTLET






2" (50 mm) drain outlet	
Material	Item No.
 <p>ABS</p>	KD2 FLK ABS 10
 <p>PVC</p>	KD2 FLK PVC 10

Additional components included	
 <p>40x Inside corners</p>	 <p>20x Outside corners</p>
 <p>10x Pipe seal (3/4" - 20 mm)</p>	 <p>10x Mixing valve seal (4-1/2" - 114 mm)</p>

Note: 10 packs are packaged in bulk, not individually boxed.

10 PACKS — ABS FLANGE - 5-1/4" ADAPTOR RING

5-1/4" (133.4 mm) adaptor ring	
Flange and ring	Item No.
 <p>5-1/4"</p> <p>Also included: Height adjustment collar for KERDI-DRAIN grate</p>	KDA5 FLK ABS 10

Additional components included	
 <p>40x Inside corners</p>	 <p>20x Outside corners</p>
 <p>10x Pipe seal (3/4" - 20 mm)</p>	 <p>10x Mixing valve seal (4-1/2" - 114 mm)</p>
 <p>10x KERDI-FIX sealing and bonding compound (3.38 oz - 100 ml)</p>	

Note: 10 packs are packaged in bulk, not individually boxed.






The tileable grate and the 6" round/square grates are **NOT** compatible with the 5-1/4" ring flange.

10 PACKS — 4" GRATE - STAINLESS STEEL

Stainless steel



Stainless steel
Item No.
KD4 GRK E 10

Contents	
 <p>10x Grate and frame</p>	 <p>10x Height adjustment collar</p>
 <p>10x Lateral adjustment ring</p>	

Note: 10 packs are packaged in bulk, not individually boxed.

Schluter®-KERDI-DRAIN

6" SQUARE CLEAN OUT COVER

The **Schluter®-KERDI-DRAIN Clean Out Cover** is a 6" stainless steel cover available for installations where the KERDI-DRAIN bonding flange is to be used in a cleanout application.



Clean out cover 6"	
Item No.	Finish
KD-GR6C-E	Stainless steel

TAMPER PROOF SCREWS

Schluter®-KERDI-DRAIN Tamper Proof Screws are designed as a high security accessory for the KERDI-DRAIN. Ideal for loss prevention and anti-theft, these tamper proof screws are used in environments where tamper resistance is desired or required (e.g., healthcare or education facilities, etc.). Phillips head screws are included with the KERDI-DRAIN. The tamper-proof screws as well as the driver bit must be purchased separately.



Tamper proof screw and driver bit	
Item No.	Description
KD/TPSCRW	Tamper proof screw
KD/TPWRCH	Driver bit

STRAINER

The **Schluter®-KERDI-DRAIN Strainer** is a hair catcher customized to fit inside the KERDI-DRAIN flange to trap and collect hair. Simple to remove and clean, the hair catcher fits discreetly into the drain to prevent hair clogs that can lead to blocked pipes.



Strainer for KERDI-DRAIN	
Item No.	Description
KD-STR	Strainer



Note: There are multiple selections to be made for this product. Begin by selecting the appropriate channel body length then proceed to grate selection accordingly, keeping in mind there two frame height options for the perforated and closed-design grates.

Schluter®-KERDI-LINE

CHANNEL BODY

Contents



1x
Channel body



4x
Inside corners




2x
Outside corners



1x
Channel support



1x
Pipe seal
(3/4" - 20 mm)

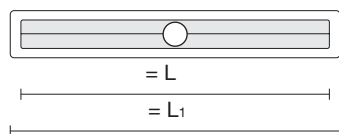


1x
Mixing valve seal
(4-1/2" - 114 mm)



1x
No-hub coupling

Channel body center outlet

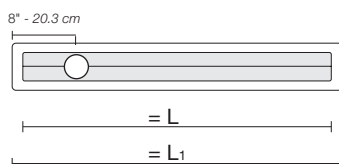


Schluter®-KERDI-LINE

Channel body - stainless steel - center outlet

L = in. - cm	L ₁ = in. - cm	Item No.
19-11/16 - 50	21-11/16 - 55	KL1V 60 E 50
23-5/8 - 60	25-5/8 - 65	KL1V 60 E 60
27-9/16 - 70	29-9/16 - 75	KL1V 60 E 70
31-1/2 - 80	33-1/2 - 85	KL1V 60 E 80
35-7/16 - 90	37-7/16 - 95	KL1V 60 E 90
39-3/8 - 100	41-3/8 - 105	KL1V 60 E 100
43-5/16 - 110	45-5/16 - 115	KL1V 60 E 110
47-1/4 - 120	49-1/4 - 125	KL1V 60 E 120
51-3/16 - 130	53-3/16 - 135	KL1V 60 E 130
55-1/8 - 140	57-1/8 - 145	KL1V 60 E 140
59-1/16 - 150	61-1/16 - 155	KL1V 60 E 150
62-15/16 - 160	64-15/16 - 165	KL1V 60 E 160
66-7/8 - 170	68-7/8 - 175	KL1V 60 E 170
70-13/16 - 180	72-13/16 - 185	KL1V 60 E 180

Channel body off-set outlet




Channel body - stainless steel - off-set outlet

L = in. - cm	L ₁ = in. - cm	Item No.
27-9/16 - 70	29-9/16 - 75	KL1VO 60 E 70
31-1/2 - 80	33-1/2 - 85	KL1VO 60 E 80
35-7/16 - 90	37-7/16 - 95	KL1VO 60 E 90
39-3/8 - 100	41-3/8 - 105	KL1VO 60 E 100
43-5/16 - 110	45-5/16 - 115	KL1VO 60 E 110
47-1/4 - 120	49-1/4 - 125	KL1VO 60 E 120

Schluter®-KERDI-LINE


GRATE ASSEMBLY - BRUSHED STAINLESS STEEL

CONTENTS




1x

- Grate
6 design options:
- Closed-design
 - Perforated
 - Frameless tileable
 - Curve
 - Floral
 - Pure



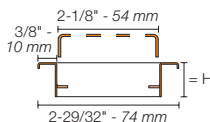
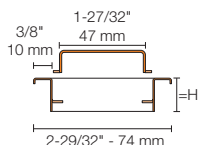
1x

Grate frame with height adjustment spacers.
See product tables for frame height options (not included with frameless tileable grate).



Closed (A)

Perforated (B)



Grate assemblies - Brushed stainless steel



3/4" (19 mm) frame height for
1/8" to 9/16" (3 mm to 15 mm) -thick coverings

Length = in. - cm	Closed (A)	Perforated (B)
	Item No.	Item No.
19-11/16 - 50	KL1AR 19 EB 50	KL1B 19 EB 50
23-5/8 - 60	KL1AR 19 EB 60	KL1B 19 EB 60
27-9/16 - 70	KL1AR 19 EB 70	KL1B 19 EB 70
31-1/2 - 80	KL1AR 19 EB 80	KL1B 19 EB 80
35-7/16 - 90	KL1AR 19 EB 90	KL1B 19 EB 90
39-3/8 - 100	KL1AR 19 EB 100	KL1B 19 EB 100
43-5/16 - 110	KL1AR 19 EB 110	KL1B 19 EB 110
47-1/4 - 120	KL1AR 19 EB 120	KL1B 19 EB 120
51-3/16 - 130	KL1AR 19 EB 130	KL1B 19 EB 130
55-1/8 - 140	KL1AR 19 EB 140	KL1B 19 EB 140
59-1/16 - 150	KL1AR 19 EB 150	KL1B 19 EB 150
62-15/16 - 160	KL1AR 19 EB 160	KL1B 19 EB 160
66-7/8 - 170	KL1AR 19 EB 170	KL1B 19 EB 170
70-13/16 - 180	KL1AR 19 EB 180	KL1B 19 EB 180




1-1/8" (30 mm) frame height for
1/2" to 1" - (13 mm to 25 mm) -thick coverings

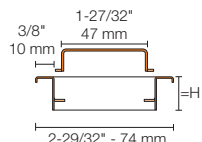
19-11/16 - 50	KL1AR 30 EB 50	KL1B 30 EB 50
23-5/8 - 60	KL1AR 30 EB 60	KL1B 30 EB 60
27-9/16 - 70	KL1AR 30 EB 70	KL1B 30 EB 70
31-1/2 - 80	KL1AR 30 EB 80	KL1B 30 EB 80
35-7/16 - 90	KL1AR 30 EB 90	KL1B 30 EB 90
39-3/8 - 100	KL1AR 30 EB 100	KL1B 30 EB 100
43-5/16 - 110	KL1AR 30 EB 110	KL1B 30 EB 110
47-1/4 - 120	KL1AR 30 EB 120	KL1B 30 EB 120

Schluter®-KERDI-LINE

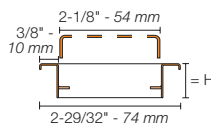
GRATE ASSEMBLY - CHROME



Closed (A)



Perforated (B)



Grate assemblies - Chrome

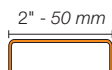


3/4" (19 mm) frame height for
1/8" to 9/16" (3 mm to 15 mm) -thick coverings

Length = in. - cm	Closed (A)	Perforated (B)
	Item No.	Item No.
19-11/16 - 50	KL1AR 19 EP 50	KL1B 19 EP 50
23-5/8 - 60	KL1AR 19 EP 60	KL1B 19 EP 60
27-9/16 - 70	KL1AR 19 EP 70	KL1B 19 EP 70
31-1/2 - 80	KL1AR 19 EP 80	KL1B 19 EP 80
35-7/16 - 90	KL1AR 19 EP 90	KL1B 19 EP 90
39-3/8 - 100	KL1AR 19 EP 100	KL1B 19 EP 100
43-5/16 - 110	KL1AR 19 EP 110	KL1B 19 EP 110
47-1/4 - 120	KL1AR 19 EP 120	KL1B 19 EP 120



Frameless Tileable (D)






Grate assemblies - Frameless tileable

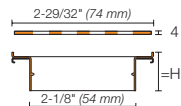
Length = in. - cm	Item No.	
	Frameless Tileable (D)	
	For use with center outlet channel body	For use with off-set outlet channel body
19-11/16 - 50	KL1DRE 50	-
23-5/8 - 60	KL1DRE 60	-
27-9/16 - 70	KL1DRE 70	KL1DRO E 70
31-1/2 - 80	KL1DRE 80	KL1DRO E 80
35-7/16 - 90	KL1DRE 90	KL1DRO E 90
39-3/8 - 100	KL1DRE 100	KL1DRO E 100
43-5/16 - 110	KL1DRE 110	KL1DRO E 110
47-1/4 - 120	KL1DRE 120	KL1DRO E 120
51-3/16 - 130	KL1DRE 130	-
55-1/8 - 140	KL1DRE 140	-
59-1/16 - 150	KL1DRE 150	-
62-15/16 - 160	KL1DRE 160	-
66-7/8 - 170	KL1DRE 170	-
70-13/16 - 180	KL1DRE 180	-

Schluter®-KERDI-LINE-STYLE

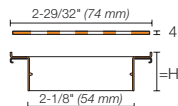
GRATE ASSEMBLY - BRUSHED STAINLESS STEEL STYLE DESIGNS



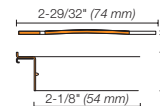
Curve



Floral



Pure



Grate assemblies - Brushed stainless steel




29/32" - 23 mm frame height for 1/4" - 11/16" (6 - 18 mm) -thick coverings

Length = in. - cm	Curve ¹	Floral ²	Pure ³
	Item No.	Item No.	Item No.
19-11/16 - 50	KL1IFF 23 EB 50	KL1IFE 23 EB 50	KL1IFG 23 EB 50
23-5/8 - 60	KL1IFF 23 EB 60	KL1IFE 23 EB 60	KL1IFG 23 EB 60
27-9/16 - 70	KL1IFF 23 EB 70	KL1IFE 23 EB 70	KL1IFG 23 EB 70
31-1/2 - 80	KL1IFF 23 EB 80	KL1IFE 23 EB 80	KL1IFG 23 EB 80
35-7/16 - 90	KL1IFF 23 EB 90	KL1IFE 23 EB 90	KL1IFG 23 EB 90
39-3/8 - 100	KL1IFF 23 EB 100	KL1IFE 23 EB 100	KL1IFG 23 EB 100
43-5/16 - 110	KL1IFF 23 EB 110	KL1IFE 23 EB 110	KL1IFG 23 EB 110
47-1/4 - 120	KL1IFF 23 EB 120	KL1IFE 23 EB 120	KL1IFG 23 EB 120

1. U.S. Patent No. D831,168 2. U.S. Patent No. D831,170 3. U.S. Patent No. D831,169

PERFORATED GRATE WITH LOCKING MECHANISM

The Schluter®-KERDI-LINE perforated grate assembly (B) with 3/4" (19 mm) frame height is available with a locking mechanism for applications where tamper resistance is required.



Perforated grate assembly with locking mechanism

Length = in. - cm	Item No.
19-11/16 - 50	KL1BL 19 EB 50
23-5/8 - 60	KL1BL 19 EB 60
27-9/16 - 70	KL1BL 19 EB 70
31-1/2 - 80	KL1BL 19 EB 80
35-7/16 - 90	KL1BL 19 EB 90
39-3/8 - 100	KL1BL 19 EB 100
43-5/16 - 110	KL1BL 19 EB 110
47-1/4 - 120	KL1BL 19 EB 120
51-3/16 - 130	KL1BL 19 EB 130
55-1/8 - 140	KL1BL 19 EB 140
59-1/16 - 150	KL1BL 19 EB 150
62-15/16 - 160	KL1BL 19 EB 160
66-7/8 - 170	KL1BL 19 EB 170
70-13/16 - 180	KL1BL 19 EB 180


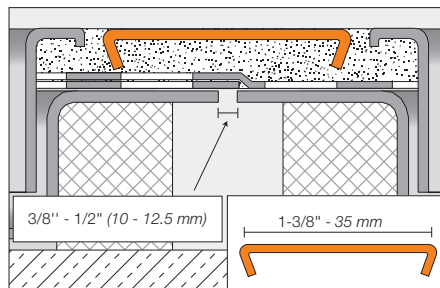

Note: Driver bit for tamper-proof screws sold separately. Please see page 125.

Schluter®-KERDI-LINE

COVER PLATE

Schluter®-KERDI-LINE-FC

Schluter®-KERDI-LINE-FC is a stainless steel cover plate for use with the Schluter®-KERDI-LINE linear floor drain to create a seamless look in applications where multiple drains are installed end to end. KERDI-LINE-FC is designed for use with either the solid or perforated grates.



Schluter®-KERDI-LINE-FC Cover Plate

Brushed stainless steel		Chrome	
Item No.		Item No.	
V / KLEB 35		V / KLEP 35	

STRAINER

The Schluter®-KERDI-LINE Strainer is a hair catcher customized to fit inside the KERDI-LINE channel body to trap and collect hair. Simple to remove and clean, the hair catcher fits discreetly into the drain to prevent hair clogs that can lead to blocked pipes.



Strainer for KERDI-LINE

Item No.	Description
KL VZ SF	Strainer

Schluter®-KERDI-LINE – Listings and Certifications

Channel body	Grate	Closed (A)	Perforated (B)	Tileable (D)	Floral (E)	Curve (F)	Pure (G)
Center outlet - 19-11/16" - 47-1/4" (50 cm - 120 cm)		1	1	1	1	1	1
Center outlet - 51-3/16" - 70-13/16" (130 cm - 180 cm)		1	1	1	1	1	1
Off-set outlet - 27-9/16" - 47-1/4" (70 cm - 120 cm)		1	1	1	1	1	1

Various configurations of KERDI-LINE are listed by ICC-ES (Report No. PMG-1204), UPC®, and CSA as shown in the table above.

1 - Listed by ICC-ES (Report No. PMG-1204), UPC®, and CSA.

For copies of these documents, please contact Schluter®-Systems at 800-667-8746 or by email at info@schluter.com. Links to the documents can also be accessed at www.schluter.com.