



Commercial Order Desk:

P 613 244 3773

F 613 244 8553

E order@eurotilestone.com

General Inquiries:

P 613 244 4315

F 613 244 4320

E info@eurotilestone.com

3103 Hawthorne Rd | Ottawa, Ontario K1G 3V8

Connect with us on:



<http://eurotilestone.com/>

Ordering your Schluter®-KERDI-DRAIN

Schluter®-KERDI-DRAIN flanges and grates are sold separately.

1 Select the flange appropriate for your application

2 Select your grate

Note: When using a flange with a 3" outlet, a 6" grate is recommended. When using the flange with 5-1/4" adaptor ring, the 4" tileable grate and 6" round and square grates are not suitable. Refer to the table below to verify the compatibility of your selected flange/grate combination.

Schluter®-KERDI-DRAIN - Suitable Flange and Grate Combinations

| Grates Flanges | Grate - 4" (100 mm) | | | | | | | | | | Grate - 6" (150 mm) | | |
|-----------------------------|---------------------|-----------|------------|--------------|-------------------|------------|-------------|------------------------------------|-------|--------|---------------------|-----------|-----------|
| | Stainless steel | | | | Anodized aluminum | | | STYLE - Brushed stainless steel | | | Stainless steel | | |
| | Stainless steel E | Chrome EP | Bronze EOB | Tileable ECS | Copper AKGB | Brass AMGB | Nickel ATGB | Pure | Curve | Floral | Square 6E | Round 6RE | Cover 6CE |
| 2" PVC | ✓ | ✓ | ✓ | ✓ | ✓ | ✓ | ✓ | ✓ | ✓ | ✓ | ✓ | ✓ | ✓ |
| 2" ABS | ✓ | ✓ | ✓ | ✓ | ✓ | ✓ | ✓ | ✓ | ✓ | ✓ | ✓ | ✓ | ✓ |
| 2" PVC Horizontal | ✓ | ✓ | ✓ | ✓ | ✓ | ✓ | ✓ | ✓ | ✓ | ✓ | ✓ | ✓ | ✓ |
| 2" ABS Horizontal | ✓ | ✓ | ✓ | ✓ | ✓ | ✓ | ✓ | ✓ | ✓ | ✓ | ✓ | ✓ | ✓ |
| 2" Stainless steel | ✓ | ✓ | ✓ | ✓ | ✓ | ✓ | ✓ | ✓ | ✓ | ✓ | ✓ | ✓ | ✓ |
| 2" Stainless steel Threaded | ✓ | ✓ | ✓ | ✓ | ✓ | ✓ | ✓ | ✓ | ✓ | ✓ | ✓ | ✓ | ✓ |
| 3" PVC | | | | | | | | | | | ✓ | ✓ | ✓ |
| 3" ABS | | | | | | | | | | | ✓ | ✓ | ✓ |
| 3" Stainless steel | | | | | | | | | | | ✓ | ✓ | ✓ |
| 5-1/4" Adaptor | ✓ | ✓ | ✓ | | ✓ | ✓ | ✓ | ✓ | ✓ | ✓ | | | |
| 7-1/2" Adaptor | ✓ | ✓ | ✓ | ✓ | ✓ | ✓ | ✓ | ✓ | ✓ | ✓ | ✓ | ✓ | ✓ |

Schluter®-KERDI-DRAIN - Listings and Certifications

| Grates Flanges | Grate - 4" (100 mm) | | | | | | | | | | Grate - 6" (150 mm) | | |
|-----------------------------|---------------------|-----------|------------|--------------|-------------------|------------|-------------|----------------------------------|-------|--------|---------------------|-----------|-----------|
| | Stainless steel | | | | Anodized aluminum | | | STYLE Brushed stainless steel | | | Stainless steel | | |
| | Stainless steel E | Chrome EP | Bronze EOB | Tileable ECS | Copper AKGB | Brass AMGB | Nickel ATGB | Pure | Curve | Floral | Square 6E | Round 6RE | Cover 6CE |
| 2" PVC | 1 | 1 | - | 1 | 1 | 1 | 1 | 1 | 1 | 1 | 1 | 1 | 2 |
| 2" ABS | 1 | 1 | - | 1 | 1 | 1 | 1 | 1 | 1 | 1 | 1 | 1 | 2 |
| 2" PVC Horizontal | 3 | 3 | - | 3 | 3 | 3 | 3 | 3 | 3 | 3 | 3 | 3 | 3 |
| 2" ABS Horizontal | 3 | 3 | - | 3 | 3 | 3 | 3 | 3 | 3 | 3 | 3 | 3 | 3 |
| 2" Stainless steel | 1 | 1 | - | 1 | 1 | 1 | 1 | 1 | 1 | 1 | 1 | 1 | 2 |
| 2" Stainless steel Threaded | 1 | 1 | - | 1 | 1 | 1 | 1 | 1 | 1 | 1 | 1 | 1 | 2 |
| 3" PVC | - | - | - | - | - | - | - | - | - | - | 1 | 1 | 2 |
| 3" ABS | - | - | - | - | - | - | - | - | - | - | 1 | 1 | 2 |
| 3" Stainless steel | - | - | - | - | - | - | - | - | - | - | 1 | 1 | 2 |
| 5-1/4" Adaptor | - | - | - | - | - | - | - | - | - | - | - | - | - |
| 7-1/2" Adaptor | - | - | - | - | - | - | - | - | - | - | - | - | - |

Various configurations of KERDI-DRAIN are listed by ICC-ES (Report No. PMG-1204), UPC® and CSA as shown in the table above.

1 - Listed by ICC-ES (Report No. PMG-1204), UPC® and CSA.

2 - Listed by CSA


3 - CSA, UPC, and ICC-ES listings in progress, please check www.schluter.ca for the most up-to-date information.

For copies of these documents, please contact Schluter®-Systems at 800-667-8746 or by email at info@schluter.com. Links to the documents can also be accessed at www.schluter.com.



Product Item Numbers

8.2 Schluter®-KERDI-DRAIN







| 4" Grate Options | | | | | |
|---|---|---|--|---|---|
| Tileable Covering Support | Anodized Aluminum | | Stainless Steel | | |
|  (ECS) Patent pending |  Brushed nickel (ATGB) |  Brushed copper (AKGB) |  Brushed brass (AMGB) | | |
| | | |  Pure |  Curve |  Floral |
| | | |  Oil-rubbed bronze (EOB) |  Stainless steel (E) |  Chrome (EP) |
| 6" Grate Options | | | | | |
| Stainless Steel | | | Stainless Steel Cover for Cleanout Applications | | |
|  (6E) |  (6RE) | |  (6CE) |  (6RCE) | |
| Flange Options | | | | | |
| ABS - 2" or 3" Outlet | PVC - 2" or 3" Outlet | Stainless Steel - 2" or 3" No-hub Outlet | Stainless Steel - 2" Threaded Outlet | | |
|  |  |  |  | | |

Note: Product listings and certifications can be referenced on page 32.




Schluter®-KERDI-DRAIN

ABS or PVC FLANGE — 2" or 3" OUTLET

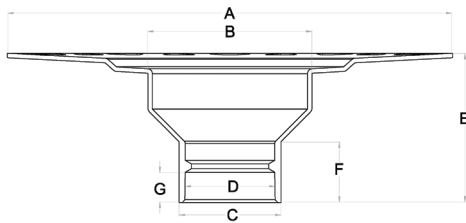
| 2" (50 mm) drain outlet | | 3" (75 mm) drain outlet | |
|--|-------------|---|-------------|
| Material | Item No. | Material | Item No. |
|  ABS | KD2 FLK ABS |  ABS | KD3 FLK ABS |
|  PVC | KD2 FLK PVC |  PVC | KD3 FLK PVC |

Additional components included

**4x**
Inside
corners**2x**
Outside
corners**1x**
Pipe seal
(3/4" - 20 mm)**1x**
Mixing valve seal
(4-1/2" - 114 mm)

Flange measurements

ABS or PVC

|  | | 2" (50 mm) drain outlet | 3" (75 mm) drain outlet |
|---|---|-------------------------|-------------------------|
| | A | 11-13/16" - 300 mm | 11-13/16" - 300 mm |
| | B | 4-17/32" - 115.2 mm | 4-17/32" - 115.2 mm |
| | C | 2-45/64" - 68.6 mm | 3-15/16" - 100 mm |
| | D | 2-3/8" - 60.5 mm | 3-1/2" - 88.8 mm |
| | E | 3-15/16" - 100 mm | 3-15/16" - 100 mm |
| | F | 1-39/64" - 40.6 mm | 2" - 50.8 mm |
| | G | 7/8" - 22.5 mm | 1-1/2" - 38.1 mm |






When using a flange with 3" outlet, a 6" grate is recommended.








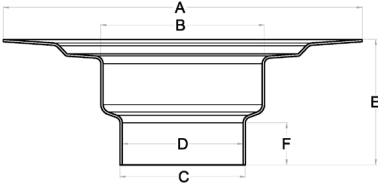
Schluter®-KERDI-DRAIN

STAINLESS STEEL FLANGE — 2" or 3" OUTLET

| 2" (50 mm) drain outlet | |
|---|-------------|
| Material | Item No. |
|  No-hub | KD2 FLK E |
|  Threaded | KD2 FLK ETH |

| 3" (75 mm) drain outlet | |
|--|-----------|
| Material | Item No. |
|  No-hub | KD3 FLK E |



| Additional components included | | | | | |
|--|-----------------------------|---|------------------------------|---|--|
|  | 4x Inside corners |  | 2x Outside corners |  | 1x Pipe seal (3/4" - 20 mm) |
| | | | |  | 1x Mixing valve seal (4-1/2" - 114 mm) |
| | | | |  | 1x KERDI-FIX sealing and bonding compound (3.38 oz - 100 ml) |


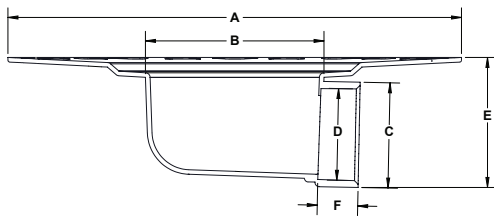
| Flange measurements | | | |
|---|---|--------------------------|--------------------------|
| Stainless steel | | | |
|  | | 2" (50 mm) no-hub outlet | 3" (75 mm) no-hub outlet |
| | A | 9-27/32" - 250 mm | 9-27/32" - 250 mm |
| | B | 4-1/2" - 115.4 mm | 4-1/2" - 114 mm |
| | C | 2-13/32" - 61.3 mm | 3-7/16" - 87.4 mm |
| | D | 2-13/32" - 60.6 mm | 3-5/16" - 84.2 mm |
| | E | 3-11/32" - 85 mm | 3-7/16" - 87.4 mm |
| | F | 53/64" - 21 mm | 1-5/32" - 29.4 mm |



When using a flange with 3" outlet, a 6" grate is recommended.

**Schluter®-KERDI-DRAIN-H****ABS or PVC FLANGE — 2" OUTLET HORIZONTAL****2" (50 mm) drain outlet**

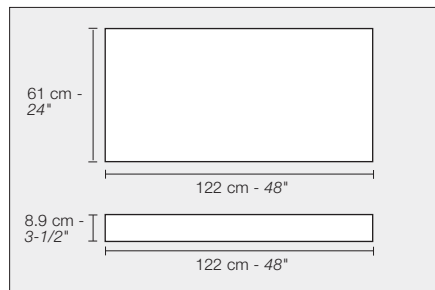
| Material | Item No. |
|---|--------------|
|  ABS | KDH2 FLK ABS |
|  PVC | KDH2 FLK PVC |

Additional components included**4x**
Inside corners**2x**
Outside corners**1x**
Pipe seal
(3/4" - 20 mm)**1x**
Mixing valve seal
(4-1/2" - 114 mm)**Flange measurements****ABS or PVC****2" (50 mm) horizontal drain outlet**

| | |
|---|---------------------|
| A | 11-13/16" - 300 mm |
| B | 4-21/32" - 118.3 mm |
| C | 2-47/64" - 69.5 mm |
| D | 2-3/8" - 60.5 mm |
| E | 3-3/8" - 85.7 mm |
| F | 1-1/16" - 27 mm |

Schluter®-KERDI-SHOWER-CB

Schluter®-KERDI-SHOWER-CB is a height compensation board made of lightweight expanded polystyrene used to accommodate the drain body and waste pipe height, when installing the Schluter®-KERDI-DRAIN-H in conjunction with the Schluter®-KERDI-SHOWER -T/TS/TT shower trays. The compensation board can easily be cut to size to fit around the drain and waste pipe, and multiple boards can be used to fit the size and shape of the shower.

**Schluter®-KERDI-SHOWER-CB****Compensation board**



| Item No. | Dimensions |
|------------------|--|
| KSCB 90 610 1220 | 122 cm x 61 cm x 8.9 cm (48" x 24" x 3-1/2") |

Schluter®-KERDI-DRAIN-A



ADAPTOR KIT — 5-1/4" or 7-1/2" ADAPTOR RING

Schluter®-KERDI-DRAIN ADAPTOR KITS are used to convert traditional clamping ring drains to integrated bonding flange drains when removal of the clamping ring drain is not practical. A stainless steel adaptor ring with an overmolded rubber gasket replaces the clamping ring and is sealed to the existing drain body using Schluter®-KERDI-FIX. The bonding flange then slides into the adaptor ring and seals against the rubber gasket. Adaptor kits are suitable for both mortar bed and Schluter®-KERDI-SHOWER-T/-TS/-TT shower tray applications.

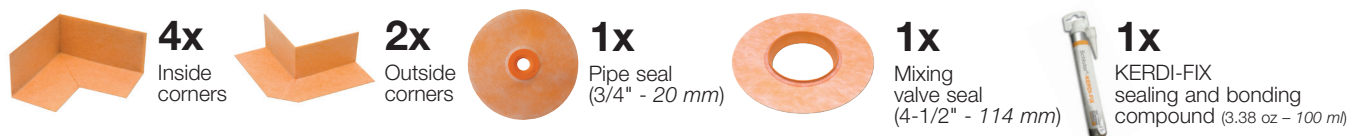
5-1/4" (133.4 mm) adaptor ring

| Flange and ring | Item No. |
|--|--------------|
|  <p>5-1/4"</p>  <p>Also included: Height adjustment collar for KERDI-DRAIN grate</p> | KDA5 FLK ABS |

7-1/2" (191 mm) adaptor ring

| Flange and ring | Item No. |
|---|--------------|
|  <p>7-1/2"</p>  <p>Also included: Lateral adjustment ring for KERDI-DRAIN grate</p> | KDA7 FLK ABS |

Additional components included



Flange and adaptor ring measurements

| ABS | |
|--------|--------------------|
| 5-1/4" | |
| A | 11-13/16" - 300 mm |
| B | 2-13/32" - 60.7 mm |
| C | 2-23/32" - 69.3 mm |
| D | 5-1/4" - 133.4 mm |
| E | 2-29/32" - 74 mm |
| F | 1-1/64" - 25.9 mm |
| G | 2-1/16" - 52.6 mm |

Flange and adaptor ring measurements

| ABS | |
|--------|---------------------|
| 7-1/2" | |
| A | 11-13/16" - 300 mm |
| B | 4-13/32" - 111.8 mm |
| C | 4-11/16" - 118.9 mm |
| D | 7-1/2" - 191 mm |
| E | 5-7/64" - 130 mm |
| F | 3-1/16" - 77.8 mm |
| G | 3-41/64" - 92.4 mm |



The tileable grate and the 6" round/square grates are **NOT** compatible with the 5-1/4" ring flange.



Schluter®-KERDI-DRAIN

GRATES FOR USE WITH FLANGES WITH 2" OUTLET


4" (100 mm) Grate

NEW! Schluter®-KERDI-DRAIN-STYLE

Curve



Floral



Pure



| Brushed stainless steel |
|-------------------------|
| Item No. |
| KDIF4 GRK EBD6 |

U.S. Patent No. D831,171

| Brushed stainless steel |
|-------------------------|
| Item No. |
| KDIF4 GRK EBD5 |

U.S. Patent No. D831,172

| Brushed stainless steel |
|-------------------------|
| Item No. |
| KDIF4 GRK EBD8 |

U.S. Patent No. D831,795

Stainless steel



| Stainless steel |
|-----------------|
| Item No. |
| KD4 GRK E |



| Chrome |
|------------|
| Item No. |
| KD4 GRK EP |



| Oil-rubbed bronze |
|-------------------|
| Item No. |
| KD4 GRK EOB |

Anodized aluminum



| Brushed nickel anodized aluminum |
|----------------------------------|
| Item No. |
| KD4 GRK ATGB |



| Brushed copper anodized aluminum |
|----------------------------------|
| Item No. |
| KD4 GRK AKGB |



| Brushed brass anodized aluminum |
|---------------------------------|
| Item No. |
| KD4 GRK AMGB |

Contents



1x
Grate and frame



1x
Height adjustment
collar



1x
Lateral adjustment
ring




Schluter®-KERDI-DRAIN

GRATES FOR USE WITH FLANGES WITH 2" OUTLET




4" (100 mm) Grate

Tileable grate



| Tileable grate |
|----------------|
| Item No. |
| KD4 GRK ECS |

Patent pending

| Contents | | |
|--|--|--|
|  | 1x Tileable covering support |  |
| | | 1x Spacer |
| | |  |
| | | 1x Lateral adjustment ring |

GRATES FOR USE WITH FLANGES WITH 2" or 3" OUTLET

6" (150 mm) Grate



Stainless steel



| Stainless steel - 6" square |
|-----------------------------|
| Item No. |
| KD6 GRK E |




| Stainless steel - 6" round |
|----------------------------|
| Item No. |
| KD6 GRK RE |


| Contents | |
|---|---|
|  | 1x Grate and frame with integrated height adjustment collar |
|  | 1x Lateral adjustment ring |

**Schluter®-KERDI-DRAIN****DRAIN KITS — ABS or PVC FLANGE - 2" OUTLET - STAINLESS STEEL GRATE**

| Schluter®-KERDI-DRAIN | | |
|--------------------------|------------------|------------------|
| | ABS - 2" (50 mm) | PVC - 2" (50 mm) |
| 4" (100 mm) square grate | | |
| Stainless steel | KD2/ABS/E | KD2/PVC/E |

Contents**1x**
Flange**1x**
Grate and
frame**1x**
Height adjustment
collar**1x**
Lateral
adjustment
ring**4x**
Inside
corners**2x**
Outside
corners**1x**
Pipe seal
(3/4" - 20 mm)**1x**
Mixing valve seal
(4-1/2" - 114 mm)**ADAPTOR KIT — 5-1/4" ADAPTOR RING - 4" STAINLESS STEEL GRATE**



| | |
|--------------------------------|------------|
| 5-1/4" (133.4 mm) adaptor ring | |
| | ABS |
| 4" (100 mm) square grate | |
| Stainless steel | KDAR/ABS/E |



Contents**1x**
Flange**1x**
Grate and
frame**1x**
Height
adjustment
collar**1x**
Adaptor
ring**4x**
Inside
corners**2x**
Outside
corners**1x**
Pipe seal
(3/4" - 20 mm)**1x**
Mixing
valve seal
(4-1/2" - 114 mm)**1x**
KERDI-FIX
sealing and bonding compound (3.38 oz - 100 ml)





Schluter®-KERDI-DRAIN

ABS or PVC FLANGE — 2" or 3" OUTLET - WITHOUT SEALS AND CORNERS



| 2" (50 mm) drain outlet | |
|--|------------|
| Material | Item No. |
|  ABS | KD2/ABS/FL |
|  PVC | KD2/PVC/FL |


| 3" (75 mm) drain outlet | |
|---|------------|
| Material | Item No. |
|  ABS | KD3/ABS/FL |
|  PVC | KD3/PVC/FL |

ABS or PVC **HORIZONTAL** FLANGE — 2" OUTLET - WITHOUT SEALS AND CORNERS

| 2" (50 mm) drain outlet | | |
|--|-------------|-----------|
| Material | Item No. | \$ / Unit |
|  ABS | KDH2/ABS/FL | 26.45 |
|  PVC | KDH2/PVC/FL | 26.45 |

STAINLESS STEEL FLANGE — 2" or 3" OUTLET - WITHOUT SEALS AND CORNERS

| 2" (50 mm) drain outlet | |
|---|------------|
| Material | Item No. |
|  No-hub | KD2/E/FL |
|  Threaded | KD2/ETH/FL |

| 3" (75 mm) drain outlet | |
|--|----------|
| Material | Item No. |
|  No-hub | KD3/E/FL |

Also included with stainless steel flanges



**1x**KERDI-FIX
sealing and bonding compound (3.38 oz – 100 ml)**i**

When using a flange with 3" outlet, a 6" grate is recommended.







Schluter®-KERDI-DRAIN


10 PACKS — ABS OR PVC FLANGE - 2" OUTLET

| 2" (50 mm) drain outlet | |
|--|----------------|
| Material | Item No. |
|  ABS | KD2 FLK ABS 10 |
|  PVC | KD2 FLK PVC 10 |






Note: 10 packs are packaged in bulk, not individually boxed.

| Additional components included | |
|--|---|
|  40x Inside corners |  20x Outside corners |
|  10x Pipe seal (3/4" - 20 mm) |  10x Mixing valve seal (4-1/2" - 114 mm) |

10 PACKS — ABS FLANGE - 5-1/4" ADAPTOR RING

| 5-1/4" (133.4 mm) adaptor ring | |
|--|-----------------|
| Flange and ring | Item No. |
|  5-1/4" Also included: Height adjustment collar for KERDI-DRAIN grate | KDA5 FLK ABS 10 |

Note: 10 packs are packaged in bulk, not individually boxed.

| Additional components included | |
|--|---|
|  40x Inside corners |  20x Outside corners |
|  10x Pipe seal (3/4" - 20 mm) |  10x Mixing valve seal (4-1/2" - 114 mm) |
|  10x KERDI-FIX sealing and bonding compound (3.38 oz - 100 ml) | |

i

The tileable grate and the 6" round/square grates are **NOT** compatible with the 5-1/4" ring flange.




10 PACKS — 4" GRATE - STAINLESS STEEL

Stainless steel



| Stainless steel |
|-----------------|
| Item No. |
| KD4 GRK E 10 |

Note: 10 packs are packaged in bulk, not individually boxed.

| Contents | |
|--|---|
|  10x Grate and frame |  10x Height adjustment collar |
|  10x Lateral adjustment ring | |



Schluter®-KERDI-DRAIN

6" SQUARE CLEAN OUT COVER

The **Schluter®-KERDI-DRAIN Clean Out Cover** is a 6" stainless steel cover available for installations where the KERDI-DRAIN bonding flange is to be used in a cleanout application.



| Clean out cover 6" | |
|--------------------|-----------------|
| Item No. | Finish |
| KD-GR6C-E | Stainless steel |

TAMPER PROOF SCREWS

Schluter®-KERDI-DRAIN Tamper Proof Screws are designed as a high security accessory for the KERDI-DRAIN. Ideal for loss prevention and anti-theft, these tamper proof screws are used in environments where tamper resistance is desired or required (e.g., healthcare or education facilities, etc.). Phillips head screws are included with the KERDI-DRAIN. The tamper-proof screws as well as the driver bit must be purchased separately.



| Tamper proof screw and driver bit | |
|-----------------------------------|--------------------|
| Item No. | Description |
| KD/TPSCRW | Tamper proof screw |
| KD/TPWRCH | Driver bit |

STRAINER

The **Schluter®-KERDI-DRAIN Strainer** is a hair catcher customized to fit inside the KERDI-DRAIN flange to trap and collect hair. Simple to remove and clean, the hair catcher fits discreetly into the drain to prevent hair clogs that can lead to blocked pipes.



| Strainer for KERDI-DRAIN | |
|--------------------------|-------------|
| Item No. | Description |
| KD-STR | Strainer |




Note: There are multiple selections to be made for this product. Begin by selecting the appropriate channel body length then proceed to grate selection accordingly, keeping in mind there two frame height options for the perforated and closed-design grates.

Schluter®-KERDI-LINE

CHANNEL BODY

Contents



1x
Channel body



4x
Inside
corners



2x
Outside
corners




1x
Channel support



1x
No-hub coupling

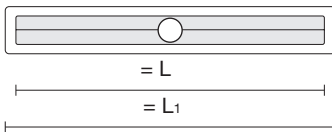


1x
Pipe seal
(3/4" - 20 mm)



1x
Mixing valve seal
(4-1/2" - 114 mm)

Channel body center outlet

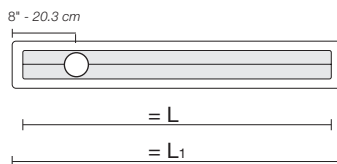


Schluter®-KERDI-LINE

Channel body - stainless steel - center outlet

| L = in. - cm | L ₁ = in. - cm | Item No. |
|-----------------|------------------------------|---------------|
| 19-11/16 - 50 | 21-11/16 - 55 | KL1V 60 E 50 |
| 23-5/8 - 60 | 25-5/8 - 65 | KL1V 60 E 60 |
| 27-9/16 - 70 | 29-9/16 - 75 | KL1V 60 E 70 |
| 31-1/2 - 80 | 33-1/2 - 85 | KL1V 60 E 80 |
| 35-7/16 - 90 | 37-7/16 - 95 | KL1V 60 E 90 |
| 39-3/8 - 100 | 41-3/8 - 105 | KL1V 60 E 100 |
| 43-5/16 - 110 | 45-5/16 - 115 | KL1V 60 E 110 |
| 47-1/4 - 120 | 49-1/4 - 125 | KL1V 60 E 120 |
| 51-3/16 - 130 | 53-3/16 - 135 | KL1V 60 E 130 |
| 55-1/8 - 140 | 57-1/8 - 145 | KL1V 60 E 140 |
| 59-1/16 - 150 | 61-1/16 - 155 | KL1V 60 E 150 |
| 62-15/16 - 160 | 64-15/16 - 165 | KL1V 60 E 160 |
| 66-7/8 - 170 | 68-7/8 - 175 | KL1V 60 E 170 |
| 70-13/16 - 180 | 72-13/16 - 185 | KL1V 60 E 180 |

Channel body off-set outlet



Channel body - stainless steel - off-set outlet


| L = in. - cm | L ₁ = in. - cm | Item No. |
|-----------------|------------------------------|----------------|
| 27-9/16 - 70 | 29-9/16 - 75 | KL1VO 60 E 70 |
| 31-1/2 - 80 | 33-1/2 - 85 | KL1VO 60 E 80 |
| 35-7/16 - 90 | 37-7/16 - 95 | KL1VO 60 E 90 |
| 39-3/8 - 100 | 41-3/8 - 105 | KL1VO 60 E 100 |
| 43-5/16 - 110 | 45-5/16 - 115 | KL1VO 60 E 110 |
| 47-1/4 - 120 | 49-1/4 - 125 | KL1VO 60 E 120 |



Schluter®-KERDI-LINE

GRATE ASSEMBLY - BRUSHED STAINLESS STEEL


CONTENTS

**1x**


Grate

6 design options:

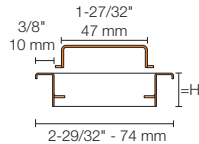
- Closed-design
- Perforated
- Frameless tileable
- Curve
- Floral
- Pure

**1x**

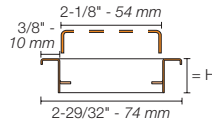
Grate frame with height adjustment spacers.
See product tables for frame height options (not included with frameless tileable grate).



Closed (A)



Perforated (B)



Grate assemblies - Brushed stainless steel



3/4" (19 mm) frame height for
1/8" to 9/16" (3 mm to 15 mm) -thick coverings

| Length = in. - cm | Closed (A) | Perforated (B) |
|----------------------|-----------------|----------------|
| | Item No. | Item No. |
| 19-11/16 - 50 | KL1AR 19 EB 50 | KL1B 19 EB 50 |
| 23-5/8 - 60 | KL1AR 19 EB 60 | KL1B 19 EB 60 |
| 27-9/16 - 70 | KL1AR 19 EB 70 | KL1B 19 EB 70 |
| 31-1/2 - 80 | KL1AR 19 EB 80 | KL1B 19 EB 80 |
| 35-7/16 - 90 | KL1AR 19 EB 90 | KL1B 19 EB 90 |
| 39-3/8 - 100 | KL1AR 19 EB 100 | KL1B 19 EB 100 |
| 43-5/16 - 110 | KL1AR 19 EB 110 | KL1B 19 EB 110 |
| 47-1/4 - 120 | KL1AR 19 EB 120 | KL1B 19 EB 120 |
| 51-3/16 - 130 | KL1AR 19 EB 130 | KL1B 19 EB 130 |
| 55-1/8 - 140 | KL1AR 19 EB 140 | KL1B 19 EB 140 |
| 59-1/16 - 150 | KL1AR 19 EB 150 | KL1B 19 EB 150 |
| 62-15/16 - 160 | KL1AR 19 EB 160 | KL1B 19 EB 160 |
| 66-7/8 - 170 | KL1AR 19 EB 170 | KL1B 19 EB 170 |
| 70-13/16 - 180 | KL1AR 19 EB 180 | KL1B 19 EB 180 |




1-1/8" (30 mm) frame height for
1/2" to 1" (13 mm to 25 mm) -thick coverings

| | | |
|---------------|-----------------|----------------|
| 19-11/16 - 50 | KL1AR 30 EB 50 | KL1B 30 EB 50 |
| 23-5/8 - 60 | KL1AR 30 EB 60 | KL1B 30 EB 60 |
| 27-9/16 - 70 | KL1AR 30 EB 70 | KL1B 30 EB 70 |
| 31-1/2 - 80 | KL1AR 30 EB 80 | KL1B 30 EB 80 |
| 35-7/16 - 90 | KL1AR 30 EB 90 | KL1B 30 EB 90 |
| 39-3/8 - 100 | KL1AR 30 EB 100 | KL1B 30 EB 100 |
| 43-5/16 - 110 | KL1AR 30 EB 110 | KL1B 30 EB 110 |
| 47-1/4 - 120 | KL1AR 30 EB 120 | KL1B 30 EB 120 |

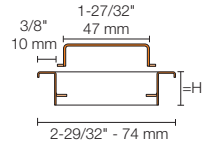


Schluter®-KERDI-LINE

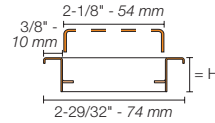
GRATE ASSEMBLY - CHROME



Closed (A)



Perforated (B)



Grate assemblies - Chrome

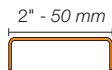


3/4" (19 mm) frame height for
1/8" to 9/16" (3 mm to 15 mm) -thick coverings

| Length = in. - cm | Closed (A) | Perforated (B) |
|----------------------|-----------------|----------------|
| | Item No. | Item No. |
| 19-11/16 - 50 | KL1AR 19 EP 50 | KL1B 19 EP 50 |
| 23-5/8 - 60 | KL1AR 19 EP 60 | KL1B 19 EP 60 |
| 27-9/16 - 70 | KL1AR 19 EP 70 | KL1B 19 EP 70 |
| 31-1/2 - 80 | KL1AR 19 EP 80 | KL1B 19 EP 80 |
| 35-7/16 - 90 | KL1AR 19 EP 90 | KL1B 19 EP 90 |
| 39-3/8 - 100 | KL1AR 19 EP 100 | KL1B 19 EP 100 |
| 43-5/16 - 110 | KL1AR 19 EP 110 | KL1B 19 EP 110 |
| 47-1/4 - 120 | KL1AR 19 EP 120 | KL1B 19 EP 120 |




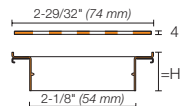
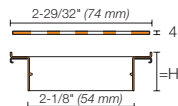
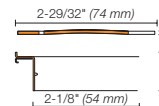


Frameless Tileable (D)



Grate assemblies - Frameless tileable

| Length = in. - cm | Item No. | |
|----------------------|--|---|
| | Frameless Tileable (D) | |
| | For use with center outlet channel body | For use with off-set outlet channel body |
| 19-11/16 - 50 | KL1DRE 50 | - |
| 23-5/8 - 60 | KL1DRE 60 | - |
| 27-9/16 - 70 | KL1DRE 70 | KL1DRO E 70 |
| 31-1/2 - 80 | KL1DRE 80 | KL1DRO E 80 |
| 35-7/16 - 90 | KL1DRE 90 | KL1DRO E 90 |
| 39-3/8 - 100 | KL1DRE 100 | KL1DRO E 100 |
| 43-5/16 - 110 | KL1DRE 110 | KL1DRO E 110 |
| 47-1/4 - 120 | KL1DRE 120 | KL1DRO E 120 |
| 51-3/16 - 130 | KL1DRE 130 | - |
| 55-1/8 - 140 | KL1DRE 140 | - |
| 59-1/16 - 150 | KL1DRE 150 | - |
| 62-15/16 - 160 | KL1DRE 160 | - |
| 66-7/8 - 170 | KL1DRE 170 | - |
| 70-13/16 - 180 | KL1DRE 180 | - |

**Schluter®-KERDI-LINE-STYLE****GRATE ASSEMBLY - BRUSHED STAINLESS STEEL STYLE DESIGNS****Curve***Floral***Pure****Grate assemblies - Brushed stainless steel**


29/32" - 23 mm frame height for 1/4" - 11/16" (6 - 18 mm) -thick coverings

| Length = in. - cm | Curve ¹ | Floral ² | Pure ³ |
|----------------------|--------------------|---------------------|-------------------|
| | Item No. | Item No. | Item No. |
| 19-11/16 - 50 | KL1IFF 23 EB 50 | KL1IFE 23 EB 50 | KL1IFG 23 EB 50 |
| 23-5/8 - 60 | KL1IFF 23 EB 60 | KL1IFE 23 EB 60 | KL1IFG 23 EB 60 |
| 27-9/16 - 70 | KL1IFF 23 EB 70 | KL1IFE 23 EB 70 | KL1IFG 23 EB 70 |
| 31-1/2 - 80 | KL1IFF 23 EB 80 | KL1IFE 23 EB 80 | KL1IFG 23 EB 80 |
| 35-7/16 - 90 | KL1IFF 23 EB 90 | KL1IFE 23 EB 90 | KL1IFG 23 EB 90 |
| 39-3/8 - 100 | KL1IFF 23 EB 100 | KL1IFE 23 EB 100 | KL1IFG 23 EB 100 |
| 43-5/16 - 110 | KL1IFF 23 EB 110 | KL1IFE 23 EB 110 | KL1IFG 23 EB 110 |
| 47-1/4 - 120 | KL1IFF 23 EB 120 | KL1IFE 23 EB 120 | KL1IFG 23 EB 120 |

1. U.S. Patent No. D831,168 2. U.S. Patent No. D831,170 3. U.S. Patent No. D831,169

PERFORATED GRATE WITH LOCKING MECHANISM

The **Schluter®-KERDI-LINE** perforated grate assembly (B) with 3/4" (19 mm) frame height is available with a locking mechanism for applications where tamper resistance is required.

**Perforated grate assembly with locking mechanism**

| Length = in. - cm | Item No. |
|----------------------|-----------------|
| 19-11/16 - 50 | KL1BL 19 EB 50 |
| 23-5/8 - 60 | KL1BL 19 EB 60 |
| 27-9/16 - 70 | KL1BL 19 EB 70 |
| 31-1/2 - 80 | KL1BL 19 EB 80 |
| 35-7/16 - 90 | KL1BL 19 EB 90 |
| 39-3/8 - 100 | KL1BL 19 EB 100 |
| 43-5/16 - 110 | KL1BL 19 EB 110 |
| 47-1/4 - 120 | KL1BL 19 EB 120 |
| 51-3/16 - 130 | KL1BL 19 EB 130 |
| 55-1/8 - 140 | KL1BL 19 EB 140 |
| 59-1/16 - 150 | KL1BL 19 EB 150 |
| 62-15/16 - 160 | KL1BL 19 EB 160 |
| 66-7/8 - 170 | KL1BL 19 EB 170 |
| 70-13/16 - 180 | KL1BL 19 EB 180 |


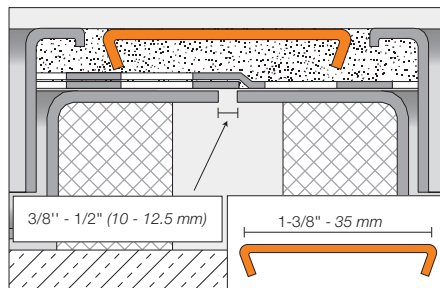

Note: Driver bit for tamper-proof screws sold separately. Please see page 125.

Schluter®-KERDI-LINE

COVER PLATE

Schluter®-KERDI-LINE-FC

Schluter®-KERDI-LINE-FC is a stainless steel cover plate for use with the Schluter®-KERDI-LINE linear floor drain to create a seamless look in applications where multiple drains are installed end to end. KERDI-LINE-FC is designed for use with either the solid or perforated grates.



Schluter®-KERDI-LINE-FC Cover Plate

| Brushed stainless steel | Chrome |
|-------------------------|-------------|
| Item No. | Item No. |
| V / KLEB 35 | V / KLEP 35 |

STRAINER

The **Schluter®-KERDI-LINE Strainer** is a hair catcher customized to fit inside the KERDI-LINE channel body to trap and collect hair. Simple to remove and clean, the hair catcher fits discreetly into the drain to prevent hair clogs that can lead to blocked pipes.



Strainer for KERDI-LINE

| Item No. | Description |
|----------|-------------|
| KL VZ SF | Strainer |

Schluter®-KERDI-LINE – Listings and Certifications

| Channel body | Grate | Closed (A) | Perforated (B) | Tileable (D) | Floral (E) | Curve (F) | Pure (G) |
|--|-------|------------|----------------|--------------|------------|-----------|----------|
| Center outlet - 19-11/16" - 47-1/4" (50 cm - 120 cm) | | 1 | 1 | 1 | 1 | 1 | 1 |
| Center outlet - 51-3/16" - 70-13/16" (130 cm - 180 cm) | | 1 | 1 | 1 | 1 | 1 | 1 |
| Off-set outlet - 27-9/16" - 47-1/4" (70 cm - 120 cm) | | 1 | 1 | 1 | 1 | 1 | 1 |

Various configurations of KERDI-LINE are listed by ICC-ES (Report No. PMG-1204), UPC®, and CSA as shown in the table above.

1 - Listed by ICC-ES (Report No. PMG-1204), UPC®, and CSA.

For copies of these documents, please contact Schluter®-Systems at 800-667-8746 or by email at info@schluter.com. Links to the documents can also be accessed at www.schluter.com.