














Collection: Soho

Technical Specifications

	Material	Ceramic
	Floor / Wall	3x6 / 4x16 / 4x12 / 8x24 – Wall Mosaics– Wall (Convex – Both)
	Shade Variance	V1
	Abrasion Resistance	3x6 / 4x16 / 4x12 / 8x24 – N/A Mosaics– MOHS 5 / PEI III
	Slip Resistance	3x6 / 4x16 / 4x12 / 8x24 – N/A Mosaics– N/A (Convex Mosaic < 0.42)
	Stain Resistance	Resistant
	Chemical Resistance	Resistant
	Frost Resistance	3x6 / 4x16 / 4x12 / 8x24 – Not Resistant Mosaics – Resistant
	Water Absorption	3x6 / 4x16 / 4x12 / 8x24 – ≤10% ≤E ≤16 Mosaics – ≤ 0.5%
	Breaking Strength	3x6 / 4x16 / 4x12 / 8x24 – ≥ 230 Mosaics – ≥250
	Thickness	3x6 / 4x16 / 4x12 / 8x24 – 7 mm Mosaics – 6 mm